

MANUFACTURED STONE



MANUFACTURED
STONE


TABLE OF CONTENTS

NEW PROFILES FOR 2020.....	2
ENHANCED COLORING SYSTEMS	4
GROUT COLOR IMPACT	6


COLOR PALETTES



SHALE
pg. 10




FOSSIL
pg. 22



CAVERN
pg. 26




GLACIER
pg. 30




MESA
pg. 36




MESQUITE
pg. 42




DESERT
SANDS
pg. 46



SPANISH
MOSS
pg. 50



TIMBER
pg. 54




COPPER
pg. 58

GALLERY

RIDGE CUT™	63
EDGE CUT™	64
CHISEL CUT™	65
TERRA CUT™	66
NATURAL CUT™	68
LEDGESTONE.....	70
DRY STACK	72
LIMESTONE	74
FIELDSTONE.....	76
RIVER ROCK.....	78
PRECISIONFIT™	79

STONE PROFILES




RIDGE CUT
pg. 80




EDGE CUT
pg. 80



CHISEL CUT
pg. 81



DRY STACK
pg. 81



LEDGESTONE
pg. 82



TERRA CUT
pg. 82



LIMESTONE
pg. 83



PRECISIONFIT
pg. 84



FIELDSTONE
pg. 84



NATURAL
CUT
pg. 85



RIVER ROCK
pg. 85

ARCHITECTURAL CREATIVITY

STONE TRIM & ACCESSORIES	86
GROUTING TECHNIQUES	90
LIMITLESS OPTIONS.....	92
HOW LIGHTING AFFECTS COLOR	94
FAQ.....	96
MULTI-FAMILY	97

STONE INDEX.....	97
------------------	----

Stone color representation may be affected by variations in photographic display, indoor/outdoor lighting, printing methods and monitor calibration. Always refer to actual product samples for accurate color representation.

LIFETIME
LIMITED WARRANTY

PICTURED: COLORADO DRY STACK
ON THE COVER: FROST TERRA CUT

METICULOUS CARE FOR DETAILS

ProVia's stones are carefully selected from unique geographic regions and then skillfully molded and cast. Special care is taken to maximize nature's beauty of the undercut for stunning realism. Once the mold creation process has been completed and it moves into production, stones are meticulously colorized using raw pigments and oxides providing richness to every stone.



ARTISANSHIP

Through years of experience, innovation and artistic excellence – ProVia's stone collections provide enduring beauty that reliably withstands the elements.



DEEP UNDERCUTS

Capturing drama through shadows created by deep undercuts is a technique that produces stone collections of lasting beauty and realism.



LUSH COLORS

From richly textured surfaces to artistically infused colors including ochers, umbers, plums and russets - ProVia's stone collections add warmth and beauty to any home.

PIONEERING THE WAY TO EXACTING STANDARDS

We use nothing but the finest materials in our products including superior shale aggregates. Each mixture of base material is quality controlled for batch-to-batch consistency. Our leading edge processes and equipment ensure that every step in the creation of our products is optimized for aesthetics and consistency. A relentless pursuit of quality excellence in products and services distinguishes us from other stone manufacturers and helps us deliver real value to every customer, every day.



INDUSTRY ASSOCIATION, ACCREDITATION AND TESTING

ProVia is leading the way in quality adherence, having completed **NCMA's Manufactured Stone Veneer Product Certification Program**, which certifies ProVia's products* as achieving a new benchmark in the industry for Physical Properties, Shear Bond Strength, Freeze-Thaw Durability and Linear Drying Shrinkage.



Additionally, ProVia's stone products are voluntarily third-party tested and certified through the **IAPMO** product certification agency and meet or exceed ASTM, IBC and IRC standards.

ProVia is a proud member of the **Masonry Stone Veneer** committee of the **National Concrete Masonry Association**, which is the voice of our industry. As such, we support advocacy in building code and ASTM standards, quality materials, installation and design.



It's just one more way we serve our customers, by caring for details in ways others won't.

** 2020 Ridge Cut™ and Edge Cut™ Certification forthcoming*

THREE NEWEST PROFILES

We have recently introduced three new profiles to give you an even wider array of options to complete your project.



WELLINGTON CHISEL CUT™



YOSEMITE RIDGE CUT™



OBSIDIAN EDGE CUT™



ENHANCED COLORING SYSTEMS

ProVia is proud to offer two industry-original, enhanced coloring processes that are designed to capture the beauty of real stone colors, while elevating the vibrant intensity of the stone palette for maximum depth and dramatic curb appeal.

The **ENHANCED** coloring process combines artisan crafting with our state-of-the-art manufacturing processes involving special molds and multiple stages of hand-layering rich pigments.



Look for this symbol next to the **Enhanced** colors featured in our catalog:

- Silverton Ridge Cut™
- Obsidian Edge Cut™
- Polar Edge Cut™
- Tundra Edge Cut™
- Silverlake Chisel Cut™
- Arctic PrecisionFit™
- Frost Terra Cut™
- Mystic LedgeStone
- Harbor Limestone
- Onyx PrecisionFit™

Our **PREMIUM ENHANCED** coloring system involves everything the Enhanced process involves with the addition of hand-selecting individual stones to receive specialized color, bringing out maximum depth and vibrant curb appeal, to create a unique look you won't find anywhere else.



Look for this symbol next to the **Premium Enhanced** colors featured in our catalog:

- Denali Ridge Cut™
- Niagara Terra Cut™

SILVERLAKE CHISEL CUT™





NIAGARA TERRA CUT™



GROUT COLOR IMPACT




COLOR REFLECTS YOUR DISTINCT PERSONALITY


When considering stone colors and profiles, the choice of grout color is really a big deal as it can make a significant difference in the overall look of the stone installation.

For many homeowners however, grout color is nearly impossible to visualize, and dealer showrooms are unable to inventory the hundreds of sample boards that would be required to demonstrate all the various options.

That's why our industry exclusive **Grout Color Visualizer** was created to open up your mind to all the different looks you can create using various combinations of stone and grout from the comfort of your home.




ALLEGHENY LIMESTONE
WITH BUFF GROUT



ALLEGHENY LIMESTONE
WITH BROWN GROUT



SILVERLAKE CHISEL CUT™
WITH BLACK GROUT



SILVERLAKE CHISEL CUT™
WITH GRAY GROUT

Try it for yourself at
provia.com/grout-visualizer



BUFF GROUT



GRAY GROUT



BROWN GROUT



BLACK GROUT


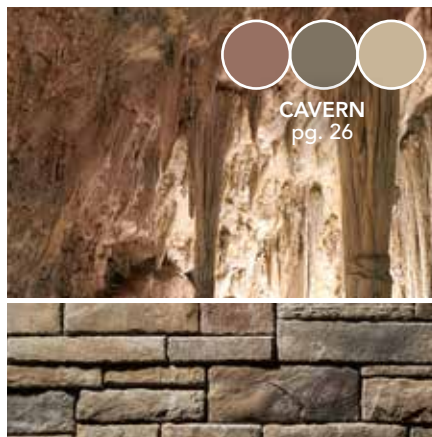


COLOR PALETTES








GATHERING INSPIRATION FROM NATURE

ProVia's color palettes are designed to give you confidence in choosing the right stone colors for your home. Gathering inspiration from natural settings across the United States, the following groupings depict similar color palettes being used across a variety of stone profiles.



Selecting stone and stone accessories should be enjoyable as you consider the various stone profiles and color choices available to you. This color palette guide, and any areas marked with our exclusive Architectural Creativity icon, will help assist you in creatively blending various colors, profiles, trim colors and other design details to distinguish the look of your home, add tremendous curb appeal and create an exterior that you and your neighbors will love.



















SHALE

PALETTE



UNIQUELY BLENDED ASHEN HUES

The Shale palette offers a subtle midnight darkness that many homeowners are striving to achieve.



GRAY
Complementary Trim Color



DENALI RIDGE CUT™

STONE DIMENSIONS

Width: 5" - 16"

Height: 2½" - 9"

Depth: 1½" - 2"



NIAGARA TERRA CUT™

STONE DIMENSIONS

Width: 3" - 22"

Height: 2" - 8"

Depth: ¾" - 2"



SILVERTON RIDGE CUT™

STONE DIMENSIONS

Width: 5" - 16"

Height: 2½" - 9"

Depth: 1½" - 2"



OBSIDIAN EDGE CUT™

STONE DIMENSIONS

Width: 3" - 16"

Height: 4"

Depth: 1½"

DRY STACK INSTALLATION



TUNDRA EDGE CUT™

STONE DIMENSIONS

Width: 3" - 16"

Height: 4"

Depth: 1½"



DRY STACK INSTALLATION



ADMIRAL EDGE CUT™

STONE DIMENSIONS

Width: 3" - 16"

Height: 4"

Depth: 1½"



DRY STACK INSTALLATION



CASTLEROCK RIDGE CUT™

STONE DIMENSIONS

Width: 5" - 16"

Height: 2½" - 9"

Depth: 1½" - 2"




SEABOARD NATURAL CUT™

STONE DIMENSIONS

Width: 6" - 21½"

Height: 1¼" - 6½"

Depth: 1¾"



**WELLINGTON
CHISEL CUT™**

STONE DIMENSIONS

Width: 4" - 20½"

Height: 1½" - 4"

Depth: 1" - 2⅝"



**SILVERLAKE
CHISEL CUT™**

STONE DIMENSIONS

Width: 4" - 20½"

Height: 1½" - 4"

Depth: 1" - 2⅝"



STERLING CHISEL CUT™

STONE DIMENSIONS

Width: 4" - 20¹/₂"

Height: 1¹/₂" - 4"

Depth: 1" - 2¹/₈"



FLINTRIDGE TERRA CUT™

STONE DIMENSIONS

Width: 3" - 22"

Height: 2" - 8"

Depth: ³/₄" - 2"



OLYMPUS CHISEL CUT™

STONE DIMENSIONS

Width: 4" - 20¹/₂"

Height: 1¹/₂" - 4"

Depth: 1" - 2¹/₈"



ONYX PRECISIONFIT™

STONE DIMENSIONS

Width: 9", 13¹/₈" - 22³/₈"

Height: 3¹⁵/₁₆"

Depth: 1" - 2¹/₄"



FROST TERRA CUT™

STONE DIMENSIONS

Width: 3" - 22"

Height: 2" - 8"

Depth: 3/4" - 2"




MYSTIC LEDGESTONE

STONE DIMENSIONS

Width: 6" - 21 1/2"

Height: 1 1/4" - 6 1/2"

Depth: 1" - 2 1/4"



HARBOR LIMESTONE

STONE DIMENSIONS

Width: 5 $\frac{1}{2}$ " - 21 $\frac{1}{2}$ "

Height: 2" - 12 $\frac{1}{2}$ "

Depth: 1" - 1 $\frac{3}{4}$ "



OXFORD LEDGESTONE

STONE DIMENSIONS

Width: 6" - 21 $\frac{1}{2}$ "

Height: 1 $\frac{1}{4}$ " - 6 $\frac{1}{2}$ "

Depth: 1" - 2 $\frac{1}{4}$ "



ERIE DRY STACK

STONE DIMENSIONS

Width: 5" - 21½"

Height: 1" - 5½"

Depth: 1" - 2"



SLATE TERRA CUT™

STONE DIMENSIONS

Width: 3" - 22"

Height: 2" - 8"

Depth: ¾" - 2"



BLUE RIDGE LIMESTONE

STONE DIMENSIONS

Width: $5\frac{1}{2}"$ - $21\frac{1}{2}"$

Height: $2"$ - $12\frac{1}{2}"$

Depth: $1"$ - $1\frac{3}{4}"$



SAGE GRAY PRECISIONFIT™

STONE DIMENSIONS

Width: $9"$, $13\frac{1}{8}"$ - $22\frac{3}{8}"$







Height: $3\frac{15}{16}"$

Depth: $1"$ - $2\frac{1}{4}"$

FOSSIL PALETTE ●●●

NATURALLY AGED SEPIA SHADES

The golden browns, grays and beiges of our Fossil palette portray the realism of ancient nature.



BROWN
Complementary Trim Color

BUFF
Contrasting Trim Color



SENECA DRY STACK

STONE DIMENSIONS

Width: 5" - 21 $\frac{1}{2}$ "

Height: 1" - 5 $\frac{1}{2}$ "

Depth: 1" - 2"



SUMMIT TERRA CUT™

STONE DIMENSIONS

Width: 3" - 22"

Height: 2" - 8"

Depth: $\frac{3}{4}$ " - 2"



OSAGE LEDGESTONE

STONE DIMENSIONS

Width: 6" - 21½"

Height: 1¼" - 6½"

Depth: 1" - 2¼"



AMHERST LIMESTONE

STONE DIMENSIONS

Width: 5½" - 21½"

Height: 2" - 12½"

Depth: 1" - 1¾"



**TOP ROCK
FIELDSTONE**

RANDOM STONE SHAPES

3" - 16¹/₄"

Depth: 1" - 1¹/₂"



OSAGE LEDGESTONE

ProVia's stone collections provide vibrant color, natural beauty and realism.










CAVERN

PALETTE




ORNATE UNDERGROUND BLUSH



The Cavern palette's rich browns and rustic reds reflect stone found deep within the earth.



BROWN
Complementary Trim Color



BUFF
Contrasting Trim Color





**YOSEMITE
RIDGE CUT™**

STONE DIMENSIONS

Width: 5" - 16"

Height: 2½" - 9"

Depth: 1½" - 2"



**SHAWNEE
DRY STACK**

STONE DIMENSIONS

Width: 5" - 21½"

Height: 1" - 5½"

Depth: 1" - 2"



SUSQUEHANNA LEDGESTONE

STONE DIMENSIONS

Width: 6" - 21½"

Height: 1¼" - 6½"

Depth: 1" - 2¼"




RUSSET TERRA CUT™

STONE DIMENSIONS

Width: 3" - 22"

Height: 2" - 8"

Depth: ¾" - 2"



BUCKINGHAM LIMESTONE

STONE DIMENSIONS

Width: 5 $\frac{1}{2}$ " - 21 $\frac{1}{2}$ "

Height: 2" - 12 $\frac{1}{2}$ "

Depth: 1" - 1 $\frac{3}{4}$ "



OLD DOMINION FIELDSTONE

RANDOM STONE SHAPES

3" - 16 $\frac{1}{4}$ "






Depth: 1" - 1 $\frac{1}{2}$ "

GLACIER

PALETTE ●●●


DELICATE TAWNY COMPLEXION

With its cool earthtone hues, the soothing look of the Glacier palette can create an appealing design element for many architectural styles.



BUFF
Complementary Trim Color

IVORY
Contrasting Trim Color



**BEECH
EDGE CUT™**

STONE DIMENSIONS

Width: 3" - 16"

Height: 4"

Depth: 1½"

DRY STACK INSTALLATION



**POLAR
EDGE CUT™**

STONE DIMENSIONS

Width: 3" - 16"

Height: 4"

Depth: 1½"

DRY STACK INSTALLATION



ARCTIC PRECISIONFIT™

STONE DIMENSIONS

Width: 9", 13¹/₈" - 22³/₈"

Height: 3¹⁵/₁₆"

Depth: 1" - 2¹/₄"



OTTAWA DRY STACK

STONE DIMENSIONS

Width: 5" - 21¹/₂"

Height: 1" - 5¹/₂"

Depth: 1" - 2"



**BUFF
LIMESTONE**

STONE DIMENSIONS

Width: 5 $\frac{1}{2}$ " - 21 $\frac{1}{2}$ "

Height: 2" - 12 $\frac{1}{2}$ "

Depth: 1" - 1 $\frac{3}{4}$ "



**OHIO VINTAGE
LIMESTONE**

STONE DIMENSIONS

Width: 5 $\frac{1}{2}$ " - 21 $\frac{1}{2}$ "

Height: 2" - 12 $\frac{1}{2}$ "

Depth: 1" - 1 $\frac{3}{4}$ "



SANDUSKY SHORE LIMESTONE

STONE DIMENSIONS

Width: 5 1/2" - 21 1/2"

Height: 2" - 12 1/2"

Depth: 1" - 1 3/4"



NANTUCKET LIMESTONE

STONE DIMENSIONS

Width: 5 1/2" - 21 1/2"

Height: 2" - 12 1/2"

Depth: 1" - 1 3/4"

A FOCUS THAT HAS LED US TO EXACTING STANDARDS

ProVia's manufactured stone products are precisely crafted from a unique blend of shale-based aggregates and strong, durable cement making it 2.5 times stronger than typical manufactured stone.











MESA

PALETTE



SOPHISTICATED DESERT SOUTHWEST COLORS

The deep sweltering warm colors of the southwestern desert add that extra design element to heat up the appeal of your home's exterior.



BROWN
Complementary Trim Color

BUFF
Contrasting Trim Color



CASCADE CHISEL CUT™

STONE DIMENSIONS

Width: 4" - 20 $\frac{1}{2}$ "

Height: 1 $\frac{1}{2}$ " - 4"

Depth: 1" - 2 $\frac{1}{8}$ "



PRESCOT LEDGESTONE

STONE DIMENSIONS

Width: 6" - 21 $\frac{1}{2}$ "

Height: 1 $\frac{1}{4}$ " - 6 $\frac{1}{2}$ "

Depth: 1" - 2 $\frac{1}{4}$ "



LAURELWOOD CHISEL CUT™

STONE DIMENSIONS

Width: 4" - 20½"

Height: 1½" - 4"

Depth: 1" - 2½"




OZARK LEDGESTONE

STONE DIMENSIONS

Width: 6" - 21½"

Height: 1¼" - 6½"

Depth: 1" - 2¼"




CATAWBA DRY STACK

STONE DIMENSIONS

Width: 5" - 21 $\frac{1}{2}$ "

Height: 1" - 5 $\frac{1}{2}$ "

Depth: 1" - 2"



SANTEE LEDGESTONE

STONE DIMENSIONS

Width: 6" - 21 $\frac{1}{2}$ "

Height: 1 $\frac{1}{4}$ " - 6 $\frac{1}{2}$ "

Depth: 1" - 2 $\frac{1}{4}$ "



ALLEGHENY LIMESTONE

STONE DIMENSIONS

Width: 5½" - 21½"

Height: 2" - 12½"

Depth: 1" - 1¾"




WOODBIDGE NATURAL CUT™

STONE DIMENSIONS

Width: 6" - 21½"

Height: 1¼" - 6½"

Depth: 1¾"




SHENANDOAH FIELDSTONE

RANDOM STONE SHAPES

3" - 16¹/₄"

Depth: 1" - 1¹/₂"



MOUNTAIN RIVER ROCK

RANDOM STONE SHAPES

3" - 16¹/₂"

Depth: 2"







MESQUITE

PALETTE



BOLD SMOKEY TONES

The strong distinctive natural wood base tones of our Mesquite palette give you a taste of the southwest.



NATURAL
Complementary Trim Color

BUFF
Contrasting Trim Color



**BRINDLE
CHISEL CUT™**

STONE DIMENSIONS

Width: 4" - 20½"

Height: 1½" - 4"

Depth: 1" - 2½"



**HURON
DRY STACK**

STONE DIMENSIONS

Width: 5" - 21½"

Height: 1" - 5½"

Depth: 1" - 2"



SAGINAW LEDGESTONE

STONE DIMENSIONS

Width: 6" - 21½"

Height: 1¼" - 6½"

Depth: 1" - 2¼"




PENNSYLVANIA FIELDSTONE

RANDOM STONE SHAPES

3" - 16¼"

Depth: 1" - 1½"



MICHIGAN RIVER ROCK

RANDOM STONE SHAPES

3" - 16 1/2"

Depth: 2"



HURON DRY STACK







ProVia's stone collection designs begin with hand-selected stones from unique geographical regions.

DESERT SANDS

PALETTE ●●●

BLONDE HUES OF THE PACIFIC SOUTHWEST

The Desert Sands palette incorporates miles of delicate blonde sand with a hint of mountainous terrain.



IVORY
Complementary Trim Color

BROWN
Contrasting Trim Color

BUFF
Contrasting Trim Color



BRIGHTON LEDGESTONE

STONE DIMENSIONS

Width: 6" - 21 $\frac{1}{2}$ "

Height: 1 $\frac{1}{4}$ " - 6 $\frac{1}{2}$ "

Depth: 1" - 2 $\frac{1}{4}$ "



ADOBE SANDS PRECISIONFIT™

STONE DIMENSIONS

Width: 9", 13 $\frac{1}{8}$ " - 22 $\frac{3}{8}$ "

Height: 3 $\frac{15}{16}$ "

Depth: 1" - 2 $\frac{1}{4}$ "



LAKEPOINTE DRY STACK

STONE DIMENSIONS

Width: 5" - 21½"

Height: 1" - 5½"

Depth: 1" - 2"



STRATHMORE FIELDSTONE

RANDOM STONE SHAPES

3" - 16¼"

Depth: 1" - 1½"

INNOVATION AND QUALITY DESIGNED TO BE A CUT ABOVE.

At ProVia, we focus our attention on every detail
that customers value.

Our passion for details drives us to produce the
finest in design, coloring, material selection,
aesthetic layout, molding, production,
packaging, shipping and service. We care about
details in ways others won't, and for this, we are
known as a premier supplier of artfully
hand-crafted manufactured stone.



ADOBE SANDS PRECISIONFIT™








SPANISH MOSS

PALETTE




BLUSHES OF THE AMERICAN SOUTH

Spanish moss grows from southern oak trees and attracts onlooker’s attention in a subtle way. This palette is excellent for homeowners looking to complement their bold siding and trim with a more subdued tone that draws attention in a unique way with its tame demeanor.



BROWN
Complementary Trim Color

BUFF
Contrasting Trim Color




SOUTHBRIAR LEDGESTONE

STONE DIMENSIONS

Width: 6" - 21½"

Height: 1¼" - 6½"

Depth: 1" - 2¼"



WHISPERWOOD DRY STACK

STONE DIMENSIONS

Width: 5" - 21½"

Height: 1" - 5½"

Depth: 1" - 2"



FERNWOOD NATURAL CUT™

STONE DIMENSIONS

Width: 6" - 21½"

Height: 1¼" - 6½"

Depth: 1¾"



ProVia's stone collections are a great choice for decorative walls and more.

PROFESSIONAL-CLASS

THE DIFFERENCE BETWEEN STANDARD AND STAND OUT.

Did you know? We are committed to providing the best quality manufactured stone products. Our products and methods are tested using ASTM C1670 standards. These tests are completed in accordance with the National Concrete Masonry Association Research and Development Laboratory. Not all manufacturers comply with this third-party endorsement that ensures code compliance, but that is where our professional class products make the difference between standard and stand out.

To learn more details about our stone certifications and technical information, visit provia.com/professionals.



FERNWOOD NATURAL CUT™














TIMBER

PALETTE



COPIOUS WOODLAND TINTS

The honeyed browns of oak wood, together with the warm flame of rustic orange and ashen gray smoke combine to create the colors of the Timber palette.



BROWN
Complementary Trim Color

BUFF
Contrasting Trim Color



COLORADO DRY STACK

STONE DIMENSIONS

Width: 5" - 21 $\frac{1}{2}$ "

Height: 1" - 5 $\frac{1}{2}$ "

Depth: 1" - 2"



DRIFTWOOD PRECISIONFIT™

STONE DIMENSIONS

Width: 9", 13 $\frac{1}{8}$ " - 22 $\frac{3}{8}$ "

Height: 3 $\frac{15}{16}$ "

Depth: 1" - 2 $\frac{1}{4}$ "



RUSHMORE LEDGESTONE

STONE DIMENSIONS

Width: 6" - 21½"

Height: 1¼" - 6½"

Depth: 1" - 2¼"



COLORADO DRY STACK

ProVia's stone collections are a great choice for decorative walls and more.

BEAUTY THAT IS ENHANCED BY DURABILITY AND REALISM.

Our passion for creating the most beautiful, realistic and long-lasting manufactured stone for homes, architectural structures and accent areas has become our signature. Our desire is to engineer and manufacture stone with beauty enhanced by durability and realism, to create products so close to natural stone, you'll have to turn it over to know it's manufactured.



RUSHMORE LEDGESTONE







COPPER

PALETTE



TASTEFUL ACCENTS OF EARTHEN ORE

Our Copper palette provides a buff brown base color melded with burnt orange hues, giving you a natural design option to update your traditional red brick home.



BUFF
Complementary Trim Color

BROWN
Contrasting Trim Color



PHOENIX DRY STACK

STONE DIMENSIONS

Width: 5" - 21 $\frac{1}{2}$ "

Height: 1" - 5 $\frac{1}{2}$ "

Depth: 1" - 2"



CANYON LEDGESTONE

STONE DIMENSIONS

Width: 6" - 21 $\frac{1}{2}$ "

Height: 1 $\frac{1}{4}$ " - 6 $\frac{1}{2}$ "

Depth: 1" - 2 $\frac{1}{4}$ "



ASHWORTH NATURAL CUT™

STONE DIMENSIONS

Width: 6" - 21½"

Height: 1¼" - 6½"

Depth: 1¾"



ProVia's stone is known as a premier, artfully hand-crafted manufactured stone product.

ARTFULLY HAND-CRAFTED MANUFACTURED STONE.

One of the many advantages to using ProVia's artfully crafted manufactured stone versus natural stone is that contractors can install it much quicker, which saves you exorbitant labor costs. Natural stone (and brick) installations are limited in the quantity of stone laid each day due to a need for it to "set-up." Installed too quickly before setting, the stability of natural stone is compromised.

ProVia's stone products not only install quickly, we're also the perfect partner to help you get your project done on time, by shipping in days not weeks. We are committed to raising your expectations The Professional Way.






HURON DRY STACK

GALLERY

IMAGINATION COMES TO LIFE

ProVia® is a leading manufacturer of stone products for residential and commercial applications. Artfully crafted and designed to replicate the beauty and elegance of natural stones, each ProVia stone is manufactured for exceptional realism and quality. The result is a product that will reflect its original beauty for years to come.

ProVia can help take what you've imagined and bring it to life. The following pages show examples of how ProVia's stone products have turned dreams into reality for homeowners just like you.



RIDGE CUT™

NATURAL CHARACTER WITH REMARKABLE CONTOURS.

A ProVia exclusive, Ridge Cut is inspired by nature's rugged beauty infused with charismatic contours for a distinct look.

EDGE CUT™

UNMISTAKABLE CHARACTER WITH DISTINCT LINES.

Edge Cut has well defined edges with the right amount of natural texture forming a remarkable balance and creating an awe-inspiring look.

CHISEL CUT™

ROBUST MEETS REFINED.

ProVia has perfected the balance between natural texture with a chiseled form to create a highly versatile and complementary stone that looks great grouted or dry stacked. Chisel Cut is ready to elevate your next project with unique style and character.



TERRA CUT™

THRILLING
SHADOWS,
STUNNING
TEXTURE.

The Terra Cut stone collection is a ProVia exclusive that embodies key characteristics of weatherworn, coarse-grained, and coral style stones. This one-of-a-kind profile creates a striking appearance through a sensational amount of texture within each stone, as well as multiple dimensions from stone to stone.

RUSSET TERRA CUT™



SLATE TERRA CUT™

NATURAL CUT™

BIG, BOLD AND BEAUTIFUL.

Our Natural Cut stone collection is another ProVia original. Its large stone surfaces with natural textures and irregular cuts, mimic Old World charm. Available in four beautiful earth tone colors, Natural Cut adds design versatility and artisanship to many architectural styles.

FERNWOOD NATURAL CUT™



LEDGESTONE

**CHARACTER -
AT THE HEART
OF ITS BEAUTY
IS ITS
IMPERFECTION.**

Ledgestone's rough dimensional surface, jagged edges and varying surface area bring all the beauty and character of southeastern charm to this collection. Dramatic shadows between the individual pieces change with the sun's position.




DRY STACK

A two-story house with a stone facade and white trim. The house features a gabled roof with a white gutter, a white downspout, and a white door with a decorative glass insert. The stone is a mix of gray and brown tones. The house has several windows with white frames and multiple panes. The overall style is traditional and elegant.

PROVIDES SOPHISTICATED STYLE AND ELEGANCE.

Tastes and trends change, but some things have enduring beauty that last for a lifetime. Dry Stack is a collection of carefully selected stone of varying thicknesses designed to fit together. This collection brings together an array of hues ranging from earthen grays and charcoals to golden browns, plums and misty corals to create a palette for every taste.




SENECA DRY STACK, GROUTED

LIMESTONE



CHISELED - ITS SIMPLE SHAPE AND NATURAL TONES ADD WARMTH AND BEAUTY

Limestone is a collection of roughly chiseled, square and rectangular surfaced stone. Replicated from stones originating in the midwest, this collection represents natural stone selections chosen for their exceptional shape, texture and character. Architectural styles dating back to the colonial period exhibit extensive use of this stone type in structures. Limestone's natural earth tones and warmth add beauty and charm to any application.



BLUE RIDGE LIMESTONE

FIELDSTONE



**RANDOM -
IRREGULARLY-
SHAPED STONE,
CRAFTED FOR
CHARACTER.**

Our Fieldstone collection of rugged textured stone is distinguished by its shapes and edges. Its uniqueness and character make an impression wherever Fieldstone is used, and the closely laid stones create its rich, natural look. Inspiration for this collection finds its roots in Pennsylvania, New York and the Mid-Atlantic states where the architectural character from centuries past bear witness to the lasting beauty of this stone.

PENNSYLVANIA FIELDSTONE



RIVER ROCK

**SMOOTHED BY
THE RIVER'S
FLOWING WATER.**

Inspired by the original stones found in rivers and streams all across the country, River Rock remains a popular choice.

MICHIGAN RIVER ROCK



PRECISIONFIT™

**EASY, SEAMLESS
AND
ATTRACTIVE.**

PrecisionFit stone is designed with a contemporary look, lots of character, natural color and realistic texture.

STONE PROFILES

PROFILES SO REALISTIC YOU HAVE TO TURN THEM OVER TO SEE THEY ARE MANUFACTURED

ProVia's stone products look and feel like the real thing because we handcraft each mold to capture every detail and depth. We carefully select natural stone from unique geographic regions to then skillfully mold and cast. Special care is taken to maximize nature's beauty of the undercuts for stunning realism.

 Enhanced Stone Colors  Premium Enhanced Stone Colors

RIDGE CUT™



Castlerock
Shale Color Palette - pg. 14



Denali
Shale Color Palette - pg. 11



Silverton
Shale Color Palette - pg. 12



Yosemite
Cavern Color Palette - pg. 27

EDGE CUT™



Admiral
Shale Color Palette - pg. 13



Beech
Glacier Color Palette - pg. 31



Obsidian
Shale Color Palette - pg. 12



Polar
Glacier Color Palette - pg. 31



Tundra
Shale Color Palette - pg. 13



CHISEL CUT™



Brindle
Mesquite Color Palette - pg. 43



Cascade
Mesa Color Palette - pg. 37



Laurelwood
Mesa Color Palette - pg. 38



Olympus
Shale Color Palette - pg. 17



Silverlake
Shale Color Palette - pg. 15



Sterling
Shale Color Palette - pg. 16



Wellington
Shale Color Palette - pg. 15

DRY STACK



Catawba
Mesa Color Palette - pg. 39



Colorado
Timber Color Palette - pg. 55



Erie
Shale Color Palette - pg. 20



Huron
Mesquite Color Palette - pg. 43



Lakepointe
Desert Sands Color Palette - pg. 48



Ottawa
Glacier Color Palette - pg. 32



Phoenix
Copper Color Palette - pg. 56



Seneca
Fossil Color Palette - pg. 23



Shawnee
Cavern Color Palette - pg. 27



Whisperwood
Spanish Moss Color Palette - pg. 51

STONE PROFILES

LEDGESTONE



Brighton
Desert Sands Color Palette - pg. 47



Canyon
Copper Color Palette - pg. 56



Mystic
Shale Color Palette - pg. 18



Osage
Fossil Color Palette - pg. 24



Oxford
Shale Color Palette - pg. 19



Ozark
Mesa Color Palette - pg. 38



Prescot
Mesa Color Palette - pg. 37



Rushmore
Timber Color Palette - pg. 56



Saginaw
Mesquite Color Palette - pg. 44



Santee
Mesa Color Palette - pg. 39



Southbriar
Spanish Moss Color Palette - pg. 51



Susquehanna
Cavern Color Palette - pg. 28

TERRA CUT™



Flintridge
Shale Color Palette - pg. 16



Frost
Shale Color Palette - pg. 18



Niagara
Shale Color Palette - pg. 11



Russet
Cavern Color Palette - pg. 28

TERRA CUT™ (continued)



Slate
Shale Color Palette - pg. 20



Summit
Fossil Color Palette - pg. 23

LIMESTONE



Allegheny
Mesa Color Palette - pg. 40



Amherst
Fossil Color Palette - pg. 24



Blue Ridge
Shale Color Palette - pg. 21



Buckingham
Cavern Color Palette - pg. 29



Buff
Glacier Color Palette - pg. 33



Harbor
Shale Color Palette - pg. 19



Nantucket
Glacier Color Palette - pg. 34



Ohio Vintage
Glacier Color Palette - pg. 33



Sandusky Shore
Glacier Color Palette - pg. 34

STONE PROFILES

PRECISIONFIT™



Adobe Sands
Desert Sands Color Palette - pg. 47



Arctic
Glacier Color Palette - pg. 32



Driftwood
Timber Color Palette - pg. 55



Onyx
Shale Color Palette - pg. 17



Sage Gray
Shale Color Palette - pg. 21

FIELDSTONE



Old Dominion
Cavern Color Palette - pg. 29



Pennsylvania
Mesquite Color Palette - pg. 44



Shenandoah
Mesa Color Palette - pg. 41



Strathmore
Desert Sands Color Palette - pg. 48



Top Rock
Fossil Color Palette - pg. 25

NATURAL CUT™



Ashworth
Copper Color Palette - pg. 60



Fernwood
Spanish Moss Color Palette - pg. 52



Seaboard
Shale Color Palette - pg. 14



Woodbridge
Mesa Color Palette - pg. 40

RIVER ROCK



Michigan
Mesquite Color Palette - pg. 45



Mountain
Mesa Color Palette - pg. 41

STONE TRIM & ACCESSORIES



THE FINISHING TOUCHES MAKE THE DIFFERENCE

ProVia® offers all the accessories you will need to professionally complete your project. Take advantage of the various shapes, sizes and colors to make a project uniquely yours. Easy to manipulate, easy to install - our trims and accent pieces finish off a design to showcase a project's most beautiful attributes. Consult the color palette sections of this catalog for recommended combinations - or design your own original creation.



NEW ADDRESS STONES

Address stones are a great way to add that final polish and further enhance curb appeal to any project. Available in Gray Limestone or Buff Sandstone. The address stones are made to be mounted horizontally and can accommodate up to 5 numbers that will be painted black, in the Times New Roman font pictured. There is also an optional pinstripe that can be added around the numbers. Please allow 1 to 2 weeks lead time.



GRAY LIMESTONE



BUFF SANDSTONE WITH PINSTRIPE OPTION

COLORS



Stone trim and accessories are available in all colors unless otherwise noted.

**Only available in Receptacle, Hydrant, Light Trim, Sill, Hearthstone and Half Hearthstone Accessories*

BLOCKS & SILLS

STANDARD SHUTTER BLOCK

13½"W x 2⅝"H x 2½"D
(Available in Buff and Gray only)



LARGE SHUTTER BLOCK

12⅞"W x 4"H x 2"D
(Available in Buff and Gray only)



WATER SILL with DRIP (1" wash)

23⅝"W x 3"H x 3"D



HEARTHSTONES*

19½"W x 19½"L x 1¾"D



HALF HEARTHSTONE

12"W x 20"L x 1¾"H



**Hearthstones and half hearthstones are not suitable for foot traffic.*

WALL & COLUMN CAPS

FLAT WALL CAPS

12"W x 24"L x 2¼"H
14"W x 24"L x 2¼"H
16"W x 24"L x 2¼"H



PEAKED WALL CAPS

12"W x 20"L x 2¾"D low / 4"D high (1¼" wash)
14"W x 20"L x 2¾"D low / 4"D high (1¼" wash)
16"W x 20"L x 2¾"D low / 4"D high (1¼" wash)



COLUMN CAPS

14"W x 14"L x 2⅞"H
22"W x 22"L x 2⅞"H
31"W x 31"L x 2⅞"H



UTILITY TRIM ACCENTS

HYDRANT STONE
6⁵/₈"W x 7¹/₂"H x 1³/₄"D
1" Diameter Hole



CLASSIC LIGHT TRIM
7¹/₂"W x 10⁵/₈"H x 1³/₄"D
4¹/₂" Diameter Hole



CLASSIC RECEPTACLE STONE
6⁵/₈"W x 7¹/₂"H x 1³/₄"D
2³/₈"W x 4¹/₈"H opening



WINDOW & DOOR TRIM ACCENTS

ROW LOCKS
Large 5¹/₂"W x 7¹/₂"H x 1³/₄"D
Small 4"W x 5"H x 1³/₄"D



FLAT WINDOW TRIM
22¹/₂"W x 6¹/₂"D x 1¹/₂"H



TRIM STONE
6"W x 8"H x 1³/₄"D



KEYSTONES

Large 11¹/₂"W x 7"W x 11"H x 2"D
Small 8⁷/₈"W x 6"W x 8"H x 1³/₄"D



CORNERS

90° corners are available in all color palettes.



RIDGE CUT™

H: 2 1/8" - 6"
D: 1 1/2" - 3 1/2"

Long Legs: 9" - 10"
Medium Legs: 7" - 8"
Short Legs: 4 1/2" - 6"



EDGE CUT™

H: 4"
D: 1 1/4" - 2 1/2"

Long Legs: 7 1/4" - 8 3/4"
Short Legs: 5" - 6 1/4"



CHISEL CUT™

H: 1 1/2" - 4"
D: 1" - 2 1/8"

Long Legs: 9 1/4" - 10 1/4"
Medium Legs: 7" - 8 3/4"
Short Legs: 4" - 6 1/4"



TERRA CUT™

H: 2" - 8"
D: 3/4" - 2"

Long Legs: 8 1/2" - 9 1/2"
Medium Legs: 5" - 6 1/2"
Short Legs: 2" - 2 1/2"



NATURAL CUT™

H: 1 1/4" - 6 1/2"
D: 1 3/4"

Long Legs: 4" - 9"
Short Legs: 1 3/4" - 2 1/2"



LEDGESTONE

H: 1 1/4" - 6 1/2"
D: 1" - 2 1/4"

Long Legs: 6 1/2" - 10"
Medium Legs: 5 1/2" - 7"
Short Legs: 1 1/2" - 2 1/4"



DRY STACK

H: 1" - 5 1/2"
D: 1" - 2"

Long Legs: 9" - 10 1/2"
Medium Legs: 5 1/2" - 6 1/2"
Short Legs: 1 1/2" - 2 1/4"



FIELDSTONE

H: 3" - 16 1/4"
D: 1" - 1 1/2"

Long Legs: 6" - 10"
Short Legs: 1" - 2"



RIVER ROCK

H: 3" - 16 1/2"
D: 2"

Long Legs: 5 1/2" - 9"
Short Legs: 3/4" - 3"



PRECISIONFIT™

H: 3 15/16"
D: 1" - 2 1/4"

Long Legs: 8 1/2"
Medium Legs: 5 1/2"
Short Legs: 2"



LIMESTONE

H: 2" - 12 1/2"
D: 1" - 1 3/4"

Long Legs: 9" - 10"
Medium Legs: 5 1/2" - 6 1/2"
Short Legs: 2"



SLATE TERRA CUT™

GROUTING TECHNIQUES



A SMALL DETAIL THAT CAN DRAMATICALLY CHANGE THE CHARACTER OF STONE

Grout truly brings your stonework together. With traditional grouting methods, it is the grout that fills the voids between stones. Grout also plays an important part in the overall visual appearance of your finished stonework.

Selecting the type, size and color of the stone is only part of the customization process. You can select from several different grouting styles to further create the perfect look for your home.



The most common grout technique is a **standard or raked joint**. This is what you typically see with brickwork, for example. The grout is evenly applied around the edge of each stone or brick. When finished,

the grout appears as a recessed even layer, filling the gaps between stones and bricks. This is a classic, traditional technique that provides timeless beauty.



OSAGE LEDGESTONE WITH NO GROUT



For a more old-world look, choose **overgrouting**. This technique uses a much heavier grout seam. Depending on the look you want, the grout can be even with or extend beyond the face of the stone, rather than being recessed like the standard grout technique. Grout may even partially cover the face of the stone. The overgrout technique is especially popular with larger, irregularly shaped stones.



Many homeowners now choose the **dry stack** style of stonework, which is actually groutless. Mortar is used behind the stone to secure it in place, but there is no grout visible between the stones. This gives the work a very natural, casual appearance.


It appears as though the stones are simply stacked on top of one another. Due to freeze and thaw in northern regions, be sure to consult with your stone installer prior to any dry stack application.

All of ProVia's stone has a natural, ageless beauty. You can fine-tune that beauty by selecting the grouting technique that best matches your design goals. The ability to color or tint grout provides you with additional flexibility to create exactly the look you have in mind. See page 84 for more information on designing with grout colors.

Whether you want to project a classic, rustic or contemporary look, there is a grout technique available to fulfill your vision. Unlimited options give you the freedom to create your unique canvas in stone.



AMHERST LIMESTONE WITH RAKED GROUT



LIMITLESS OPTIONS




BLENDING STYLES AND COLORS

For those creative individuals, we offer the ability to mix and match stone groupings to form a completely new look. Design for a natural setting, a special gathering area of your home or yard and even your furnishings or other exterior elements to create that distinctively unique look.

STONE VERSATILITY

Go for a unique look to distinguish your next project. We offer the ability to beautifully mix and match two or more collections to form a completely different look. At ProVia, we can recommend mixes of stones based on our extensive years of experience or create your own look. You're limited only by your imagination.






80% SLATE TERRA CUT™ & 20% RUSSET TERRA CUT™



SHENANDOAH FIELDSTONE



SUMMIT TERRA CUT™ WITH CARAMEL BASE

HOW LIGHTING AFFECTS THE WAY YOU SEE COLOR



EXTERIOR APPLICATIONS

Choosing the color of stone for your home's exterior is important to you. Making the right color choice can increase curb appeal and the value of your home.

As you look at all the different styles and colors of ProVia's stone products, it is important to factor in lighting when making your choice. Daylight, or more specifically, direct sunlight versus indirect sunlight, impacts how color is perceived.



In the image above, notice how the direct sunlight has a dramatic affect on the color of the stone. Direct sunlight can also create dramatic shadow lines providing increased visual appeal.



As you look at the stone colors in the shaded parts of the home, it begins to take on a completely different look and feel. Colors become less vivid creating a softer, more subtle look. Shadow lines are reduced and sometimes eliminated.




INTERIOR APPLICATIONS

ProVia's stone products can also be installed on the interior of your home. Fireplaces, kitchens, family room walls...our diverse selection of stone profiles and colors can create pleasant, welcoming atmospheres within the walls of your home.


Color is affected by the lighting inside your home, and lighting can have a tremendous impact on how you see color, as shown in the picture above. Light reflected from painted walls, stained wood, and colored carpeting, for example, can provide dramatic color shifts that can make the stone color appear different. Thus, creating an impressive atmosphere within your home.

When choosing your ProVia stone products for exterior or interior purposes, we encourage you to choose carefully, and look at our colors within the environments they will be installed in. This will provide you with a truer representation of what you can expect to see with your finished project.


NON-DIRECT
SUNLIGHT



SHADE



DIRECT
SUNLIGHT



SHAWNEE DRY STACK & BUCKINGHAM LIMESTONE BLEND

PROFESSIONAL INSTALLATION FAQ

FOR YEARS OF GUARANTEED BEAUTY

Q: How can I be sure my stone will be installed level?

A: When laying out rows of stone, be sure to “snap” a chalk plumb line guide approximately every 6-8" apart on the scratch wall. This will ensure parallel and consistent lines to follow.

Q: How can I make sure my stone follows a natural pattern?

A: When laying horizontal lines, be sure to break the joint lines at least at every 6' wide section. To help eliminate the frequency of vertical joint lines, limit the lines at every vertical.

Q: How should I prep my doors and windows?

A: Make sure all openings are properly flashed before applying stone. This prevents water seepage from going under the application which will cause it to fail. Visit the MVMA website at www.masonryveneer.org for more information.

Q: Do I have to use grout?

A: No, stone can be grouted or non-grouted. If it is a grouted application be aware that you can choose from several grout colors that match or contrast. When selecting a dry stack (non-grouted) application, be sure the entire back surface, including all perimeters, of the stone is encapsulated with mortar to avoid water seepage behind the stone. *NOTE: If water seeps behind stones, it undergoes freeze and thaw shifts with weathering and subsequent release of the products from the substrate will occur over time.*

Q: Can I use Hearthstones as pavers?

A: No, Hearthstones are not approved for foot traffic.

Q: Do you provide products for overhead installation (ceilings, overhangs, etc. with one surface adhesion)?

A: Our larger stone products are not intended for use with one surface adhesion and are not covered by the warranty. However, overhead use with 2 or 3 side adhesion and smaller profiles may be used, but we advise talking to your Account Manager for warranty coverage before installation.

Q: How close to the ground can these stones be installed?

A: The stone should be installed no closer than 4" to the final grade or 2" to a hard surface (sidewalk, driveway, etc.)

Q: How should I clean my stone?

A: Do not use power washers or harsh chemicals on or around ProVia's stone products as damage may occur. Visit our Stone Installation page at provia.com to view our video on proper cleaning procedures.

Q: Will I need anything besides stone flats and corners to finish my project?

A: Yes. When there are transitions, etc., be sure to ask about trim and architectural accessories to give your project a polished and complete look (see pages 86-89 in this catalog for details).

Q: Can I only use one kind of stone?

A: Not at all, See pages 92 & 93, or ask about our custom mixed stone applications when creating unique looks.

Q: What is the warranty on my stone?

A: ProVia's stone products carries a Lifetime Limited Warranty against faulty manufacturing process or defective materials as follows:

The installation must be in compliance with the applicable specifications and requirements and the stone subjected only to normal exposure and use. ProVia guarantees its stone products against chipping, flaking, unsightly discoloration or any other serious deterioration. Warranty coverage is limited to replacement or repair of defective materials only and does not cover labor to remove or replace materials. Warranty coverage is limited to the original purchaser. The manufacturer will not be liable for any damage or defects due to misuse, building movement, installation, acts of God, fire or any other cause beyond the manufacturer's control. For the most current information, please visit the warranty section of our website at: provia.com/warranty.

MULTI-FAMILY

Our complete portfolio of exterior building products and services makes it easy for professionals to do business with us. At ProVia®, we care for details in ways others won't and that is evident in every product we manufacture including our full line of:

- Manufactured Stone and Accessories
- Vinyl and Insulated Siding
- Energy Efficient Steel and Fiberglass Entry Door Systems
- Thermally Efficient Vinyl Windows
- Vinyl Exterior + Real Wood Interior Windows
- And, the best glazing packages available on the market

ProVia is leading the way in the Multi-Family Market in quality and service for builders, contractors and architects all across the country. Our custom capabilities along with our ability to meet industry specs set us apart from the competition. For your next project, let us take care of the details for you. Experience easy. Experience ProVia. Visit our website's professional section at: provia.com/professionals.



SENECA DRY STACK



SAGINAW LEDGESTONE

STONE INDEX

ADMIRAL EDGE CUT™	13
ADOBE SANDS PRECISIONFIT™	47
ALLEGHENY LIMESTONE	40
AMHERST LIMESTONE	24
ARCTIC PRECISIONFIT™	32
ASHWORTH NATURAL CUT™	60
BEECH EDGE CUT™	31
BLUE RIDGE LIMESTONE	21
BUCKINGHAM LIMESTONE	29
BUFF LIMESTONE	33
BRINDLE CHISEL CUT™	43
BRIGHTON LEDGESTONE	47
CANYON LEDGESTONE	59
CASCADE CHISEL CUT™	37
CASTLEROCK RIDGE CUT™	14
CATAWBA DRY STACK	39
COLORADO DRY STACK	55
DENALI RIDGE CUT™	11
DRIFTWOOD PRECISIONFIT™	55
ERIE DRY STACK	20
FERNWOOD NATURAL CUT™	52
FLINTRIDGE TERRA CUT™	16
FROST TERRA CUT™	18
HARBOR LIMESTONE	19
HURON DRY STACK	43
LAKEPOINTE DRY STACK	48
LAURELWOOD CHISEL CUT™	38
MICHIGAN RIVER ROCK	45
MOUNTAIN RIVER ROCK	41
MYSTIC LEDGESTONE	18
NANTUCKET LIMESTONE	34
NIAGARA TERRA CUT™	11
OBSIDIAN EDGE CUT™	12
OHIO VINTAGE LIMESTONE	33
OLD DOMINION FIELDSTONE	29
OLYMPUS CHISEL CUT™	17
ONYX PRECISIONFIT™	17
OSAGE LEDGESTONE	24
OTTAWA DRY STACK	32
OXFORD LEDGESTONE	19
OZARK LEDGESTONE	38
PENNSYLVANIA FIELDSTONE	44
PHOENIX DRY STACK	59
POLAR EDGE CUT™	31
PRESCOT LEDGESTONE	37
RUSHMORE LEDGESTONE	56
RUSSET TERRA CUT™	28
SAGE GRAY PRECISIONFIT™	21
SAGINAW LEDGESTONE	44
SANDUSKY SHORE LIMESTONE	34
SANTEE LEDGESTONE	39
SEABOARD NATURAL CUT™	14
SENECA DRY STACK	23
SHAWNEE DRY STACK	27
SHENANDOAH FIELDSTONE	41
SILVERLAKE CHISEL CUT™	15
SILVERTON RIDGE CUT™	12
SLATE TERRA CUT™	20
SOUTHBRIAR LEDGESTONE	51
SUMMIT TERRA CUT™	23
SUSQUEHANNA LEDGESTONE	28
STERLING CHISEL CUT™	16
STRATHMORE FIELDSTONE	48
TOP ROCK FIELDSTONE	25
TUNDRA EDGE CUT™	13
WELLINGTON CHISEL CUT™	15
WHISPERWOOD DRY STACK	57
WOODBRIIDGE NATURAL CUT™	40
YOSEMITE RIDGE CUT™	27



"To serve, by caring for details in ways others won't." It's not just our mission, but a way of letting our light shine every day at ProVia®. We continually strive to put these words into action by providing unmatched quality and service. The P-icon symbolizes each employee's commitment to devoting the utmost care, pride and quality into each building product we manufacture...it's The Professional Way.



DOORS | WINDOWS
SIDING | STONE | ROOFING
provia.com

© 2021 ProVia
Z-MK-10001-21 | 11/20

Distributed by: