




Pallet Overview 0120



Applications

Pedestrian or light vehicular traffic, residential driveways, patios and swimming pool decks.

The Trias paver allows for gentle curves and winding pathways, eliminating the need for cuts.





Notes

See page 100 for more technical information and installation details.

Specifications per pallet

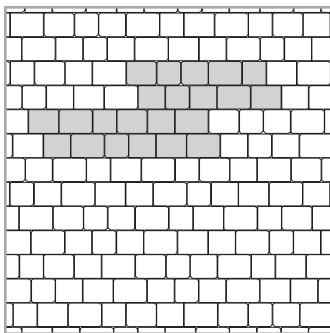
	Imperial	Metric
Cubing	115.24 ft.²	(10.71 m ²)
Weight	3250 lbs	(1474 kg)
Number of rows = 11	10.47 ft. ² /row	(0.97 m ²)/row



	Unit dimensions	in	(mm)	Units/pallet
A		Thickness Width Length	2 ³ / ₈ (60) 5 ¹³ / ₁₆ (148) 5 ¹³ / ₁₆ (148)	99 units
B		Thickness Width Length	2 ³ / ₈ (60) 5 ¹³ / ₁₆ (148) 6 ⁵ / ₈ (168)	99 units
C		Thickness Width Length	2 ³ / ₈ (60) 5 ¹³ / ₁₆ (148) 7 ³ / ₈ (188)	99 units
D		Thickness Width Length	2 ³ / ₈ (60) 5 ¹³ / ₁₆ (148) 8 ³ / ₁₆ (208)	99 units



01 | Linear pattern



40

01 sandlewood
012001

08 shale grey
012008

16 mojave beige
012016

21 champlain grey
012021

PAVERS

